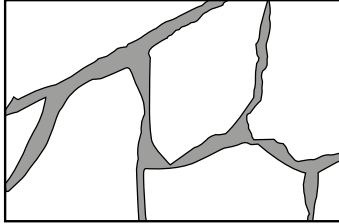
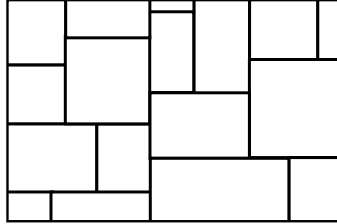


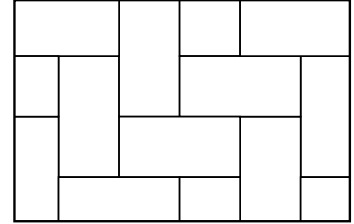
SETTING STYLES



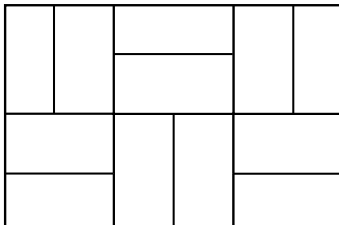
Irregular




Random Rectangle



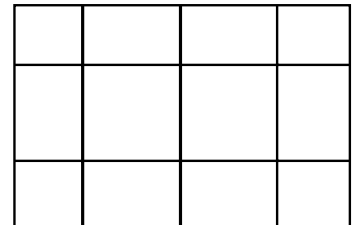
Herringbone



Basketweave



Diagonal



Stack Bond

JOINT STYLES

Mortared Applications: The stone is permanently set in a bed of mortar.

Dry-Laid: The stone is laid on a bed of stone dust, with the same product swept into the joints. A semi-permanent application.

FACE FINISHES

Honed Finish: This finish is a smooth, satin surface without reflections or gloss that shows the full color of the stone. It is produced using the same equipment used in the polished finishes; however, the honing process ends prior to the buffing stage.

Natural Cleft Finish: Generally pertains to stones that are formed in layers in the ground. When such stones are cleaved or separated along a natural bedding plane, the remaining surface is referred to as a natural cleft.

Brushed Finish: The face of the stone is polished with a wire brush or coarse polisher to create a slightly textured, matte finish.